



# MY MEMORIES IN Bloom

Name and Order Number	How did you order?	How did you hear about us?
[Name as seen on order] [Order/Confirmation Number] [Contact E-Mail] [Contact Phone #]	ETSY <input type="checkbox"/> WEBSITE <input type="checkbox"/> LOCAL <input type="checkbox"/>	
Okay to Text? Y <input type="checkbox"/> N <input type="checkbox"/>		

## FOR ROSARIES

Product Name	Color of Hail Mary Bead (be shade specific)	Color of Our Father Bead (be shade specific*)	Centerpiece Selection	Crucifix Selection	Our Father Beads Larger than Hail Mary	
					Y	N
					Y	N
					Y	N
					Y	N
					Y	N
					Y	N
					Y	N

The color of your petals does not determine the color of your item; they can be any color. Some people like the base color to match the color of their petals, while others like to do a neutral or contrasting color for their petals to be seen. We always recommend a white base for petals to be seen best!

## FOR JEWELRY AND ACCESSORIES

Product Name	Background Color of Item (be shade specific*)	Length of Bracelet/ Necklace (if applicable)

\*Please write the clay color that you would like for the background of your items. If you want the clay to match your petals write " match petal color"

\* Be shade specific; i.e. jade green instead of just green, blush pink instead of just pink. Feel free to add a Pantone code for a color match.

## PLEASE READ, INITIAL, AND SIGN BELOW

**CONSENT:** I consent to allowing My Memories in Bloom to preserve all petals necessary to making my items. (if not all petals are used, MMIB will return the remaining)

**COLOR CHANGES:** I understand that it is natural for flowers to darken or lighten after dried and therefor the color of my petals may be different once added to my item.


**LIABILITY:** I understand that My Memories In Bloom is not liable for any damaged or lost packages prior to their arrival. It is my responsibility to package my materials properly as described above and to keep my tracking number until package is received. It is recommended you do not ship all of the petals that you have in case of loss by mail carrier.

# Shipping Your Fresh Flowers On Stems

Do not ship fresh flowers if they have already begun to wilt. Dry them first. This method is only for very fresh flowers **that are still on the stem**. For shipping petals off stem, refer to other instructions.



**1** Cut stem to about two inches. Cover the stem in a damp paper towel and place on a sheet of aluminum foil



**2** Fold remaining aluminum foil up and roll around the stem.




**3** Pinch the top of the foil tight around the stem to keep towel moist. Place on several pieces of Dry paper towel



**4** Roll the dry paper towels around the flowers



**5** Place the flower in an UNSEALED zip-locked bag. Do not seal bag or petals will mold in transit. **Make sure the petals are outside of the bag and only the stem is inside!** Repeat process for each type of flowers you would like to send



**6** Place flowers in a box with NO plastic or bubble wrap. You can stuff with paper, paper towels, or packing peanuts. Ship using priority mail or any service that takes 3 days or less. Do not request for 'signature required' or shipping may be delayed.

Ship to:

My Memories In Bloom  
10666 Drexton Pl  
Newburgh, IN 47630



# Shipping Your Dry Flowers

Flowers need to be COMPLETELY dry to use this method. To qualify as dry, **PETALS MUST BE CRISP WITH NO MOISTURE**, otherwise package according to fresh flower instructions.

1. You can simply place your petals into sandwich baggies. Since the petals are already dry, there is no need to put them into paper towels.
2. If you are sending multiple colors of petals and do not want them all mixed, place them in a separate bag per color.
3. Please mark the outside of your bag with your name and order number.




Ship to:  
My Memories In Bloom  
10666 Drexton Pl  
Newburgh, IN 47630

# Shipping Your Few Fresh Petals Off Stem

If you have just a few fresh petals and do not wish to send the whole flowers, you can ship according to these instructions.

- Place your petals in a **single layer** between a folded piece of paper towel.
- Write your name and order number on the paper towel.
- Package in a box or manila envelope (NOT A BUBBLE MAILER). Be sure there is **no plastic of any kind in packaging or petals will mold in transport.**



Ship to:  
My Memories In Bloom  
10666 Drexton Pl  
Newburgh, IN 47630